


UltraDrive Firmware Update Tool Guide - 1571

This update procedures are for the Ultra Drive LE/ME only. So if you have a different model or an SSD from another vendor do not proceed with this update! Please remember Super Talent does not guarantee that your data will be preserved during the upgrade process. Please read this guide carefully and follow all procedures correctly.

1. Check S/N

Please check the serial number on backside of SSD. The S/N is like xxxxxx-x**AIX**-xxxxxxx. If you find 'AIX' in the middle group of numbers, you can use this tool to update your SSD firmware. Please remember the data in the SSD may be gone after updating. So please do data backup before you start this procedure. STT does not take any responsibility for data loss.



2. Installation

Download the correct firmware update tool from the Super Talent website and choose the exact part number which you bought from STT. If you use a different tool, the update will not work. Make a DOS boot disk on a USB drive, floppy diskette or CD ROM, and copy 3 files to booting method. Do not put autoexec.bat or config.sys inside.

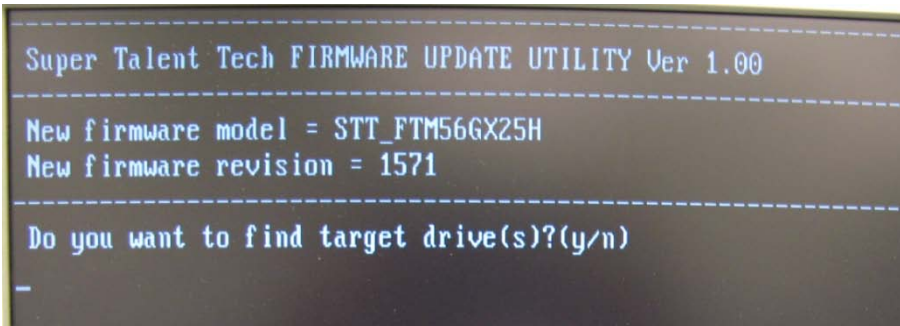
FTD64GX25H
FTD28GX25H
FTM32GX25H
FTM64GX25H
FTM28GX25H
FTM56GX25H



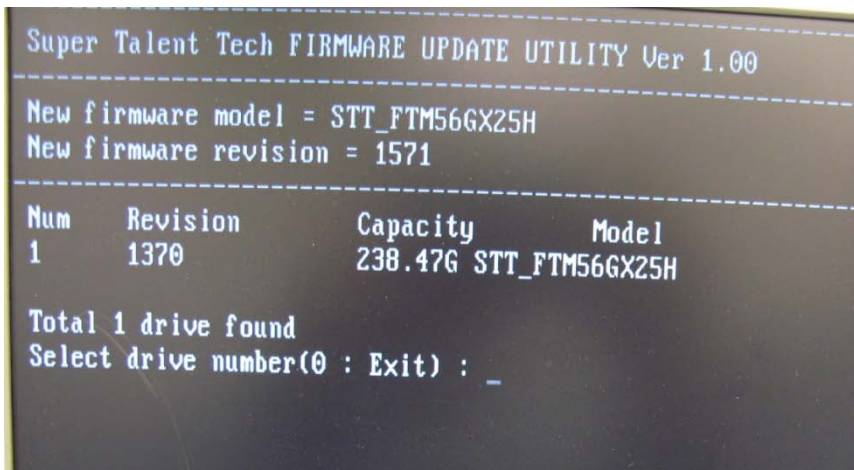
3. Update

Execute the exact program which matches your SSD version. You can see the screen like below. Please read below tips and follow instruction correctly.

1. Boot with DOS mode like Windows 98
2. In prompt, type 'FWUPDATE' and press enter key.
3. If drive is connected well, you can see below screen.



4. Type 'Y' and you can see the connected drives in screen.
5. Type the drive number which you want to update the firmware and press enter key.



4. Finish Update

When the update completes successfully, you can see the message like below. If you have any problem to update the SSD, please make sure if all part number, firmware and serial number are correct or not. If that is correct, please reboot the system and try again. If the problem persists, please contact technical support at support@supertalent.com.

```
-----  
Super Talent Tech FIRMWARE UPDATE UTILITY Ver 1.00  
-----  
New firmware model = STT_FTM56GX25H  
New firmware revision = 1571  
-----  
Num      Revision      Capacity      Model  
1        1370           238.47G     STT_FTM56GX25H  
-----  
Total 1 drive found  
Select drive number(0 : Exit) : 1  
Firmware download successfully completed!  
Remove CDRom and reboot!  
-----  
Bye!  
-----
```